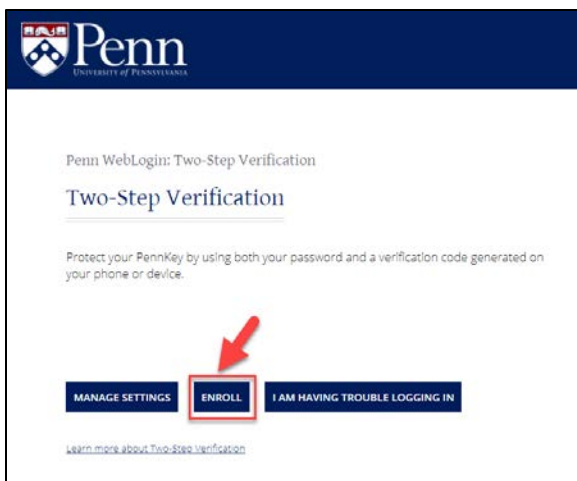




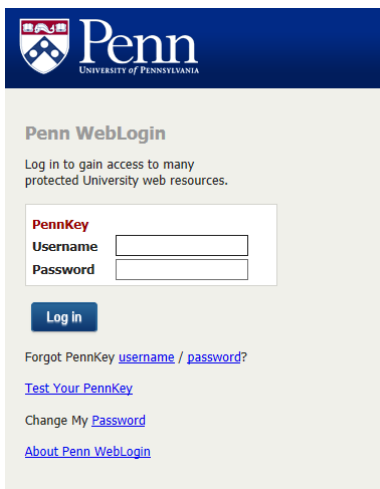
When you set up your Pennkey, the University of Pennsylvania provides the option to sign up for Two-Step Verification. This step is required for UPenn staff and faculty. If you are not UPenn staff or faculty, and you enrolled voluntarily, you can follow the steps below to unenroll from Two-Step Verification.

Unenroll from Two-Step Verification

1. Go to the Two-Step Verification enrollment website:
<https://twostep.apps.upenn.edu/twoFactor/twoFactorUnprotectedUi/app/UiMainUnprotected.index>
2. Click the **ENROLL** button.

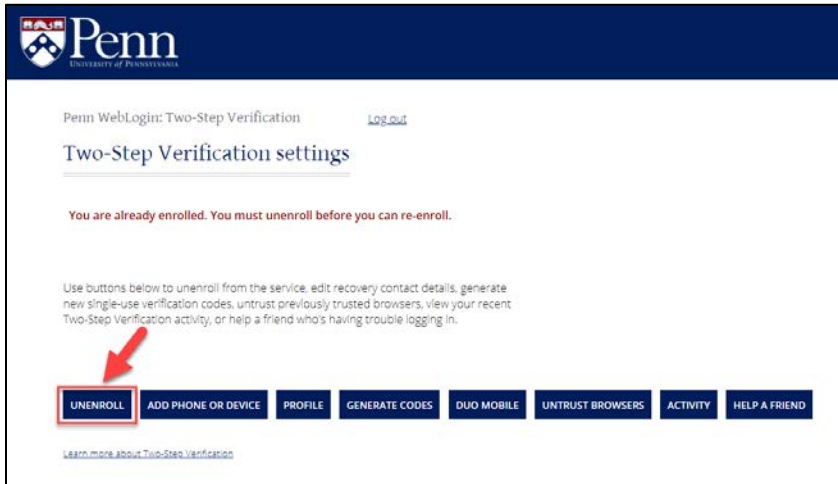


3. If you are not already logged in with your Pennkey, you will be prompted to log in. If you are already logged in, continue to Step 4.



4. You will see a message that you are already enrolled. Click the **UNENROLL** button.

Note: if you do not see this message, then you are not enrolled. You can stop at this step.



Note: Depending on your internet connection, this step may take 10-15 seconds or more to complete. Please do not try to reload the webpage or close the webpage.

5. You will see a message that you have been unenrolled.

NOTE: If you do not get a response or if you get a different response, please repeat the steps.

