


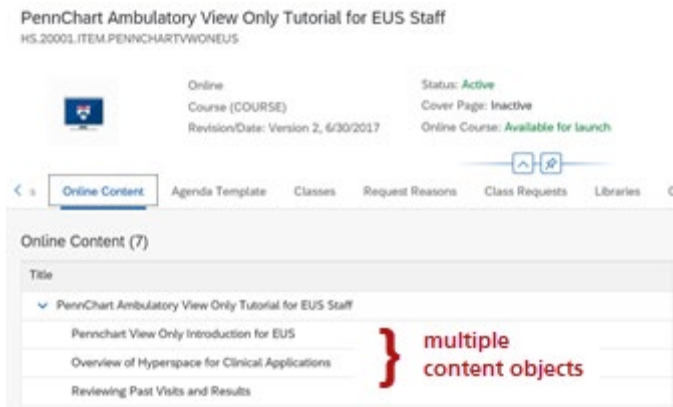




This is an overview of Knowledge Link terminology, concepts, and basic learning architecture.

Item or Course	<p>An item or course is a learning event that is placed on the learning plan. Items can be an eLearning (or online) course, instructor-led course, or a combination (blended learning). The icons in Knowledge Link indicate each type of course (see image below). Every item in Knowledge Link is identified by a unique Item ID (for example, HS.30001.ITEM.NEOCRS).</p> <div><div><p>eLearning or Online Item</p></div><div><p>Restricted Party Screening at Penn</p><p>👤 Online</p><p>Restricted Party Screening at Penn: Using Visual Compliance. De Visual Compliance. Completion of SP@P: Export Compliance for</p></div></div> <div><div><p>Instructor-Led (ILT) Item</p></div><div><p>Introduction to Using Penn's New Other Support Tool</p><p>👤 Instructor-Led</p><p>Instruction on New Other Support Tool for grants and contracts</p></div></div> <div><div><p>Blended Item</p></div><div><p>PennChart Training for Research Billers</p><p>👤 Instructor-Led with Online Content</p><p>PennChart Training for Research Biller - Online Training An email</p></div></div>
Content Object	<p>A content object is a single learning object, most frequently used in connection with an eLearning course. An eLearning course can contain one or more content objects. When a course contains more than one content object, the content objects appear in a list when the course is launched (see image below). If there is only one content object, this list does not appear, and the course content opens immediately. Every content object is identified by a unique content object (or COBJ) ID (for example, HS.20003.COBJ.PCVWONLY). Content objects do not need to be eLearning; they may also be a quiz, a document, or a link to an external site.</p> <div></div>

Class	<div><p>A class is an instructor-led class. The class is tied to an item (item ID, item title, description, etc.) and has the additional properties of a date, time, and location. A learner may see available classes when they click the “Register Now” button on their Knowledge Link My Learning page (see image below). Each class has a unique ID that is auto-generated by the system.</p><div><div><div><div>Legacy Builder Elective: Providing Effective Feedback</div><div>Due on 5/9/2025</div><div>Instructor-Led • 1h 0m</div><div>Register</div></div></div></div><div><div><div>Legacy Builder Elective: Providing Effective Feedback</div><div>HS.40701.ITEM.LEGBLDELEEFFDBCK</div></div></div><div><div>Available Classes (2)</div><div><div><div>Monday 5/12/2025 08:00 AM</div><div>—</div><div>Monday 5/12/2025 09:00 AM</div><div>Eastern Time</div><div><div><div></div></div> LGH: COMMERCIAL AVE</div><div>45 seats available</div></div><div><div><div>Monday 6/16/2025 08:00 AM</div><div>—</div><div>Monday 6/16/2025 09:00 AM</div><div>Eastern Time</div><div><div><div></div></div> LGH: COMMERCIAL AVE</div><div>45 seats available</div></div></div></div></div></div>
-------	--

Agenda

Each instructor-led item and class has one or more agendas. The agendas define the number of days and the length of the course. Examples of an Item Agenda and a Class Agenda, from the administrator pages, are shown below.

ITEM AGENDA

Critical Care Course - UPHS

HS.10015.ITEM.CCC



Instructor-Led
Course (COURSE)
Revision/Date: Version 1, 1/21/2016

Status: **Active**
Cover Page: Inactive

Agenda Template				
<input type="checkbox"/>	Description	Duration	Delay Start	Location Type
<input type="checkbox"/>	▼ Day 1			***
<input type="checkbox"/>		8.50 hours		***
<input type="checkbox"/>	▼ Day 2			***
<input type="checkbox"/>		8.50 hours		***
<input type="checkbox"/>	▼ Day 3			***
<input type="checkbox"/>		8.50 hours		***

CLASS AGENDA

Class Search

Actions ▾

Critical Care Course - UPHS

2783989

Start Date: 9/7/2020 08:00 AM

End Date: 9/11/2020 04:30 PM

Time Zone: Eastern Standard Time (Eastern Time)

COURSE HS.10015.ITEM.CCC (Rev 1 - 1/21/2016 04:48 PM)

Instructor: JENNIFER MILLMAN

Location: 1500 Market West Tower - 9th Floor (10057-9th Fl)

Facility: Corp - 1500 Market St (10057)

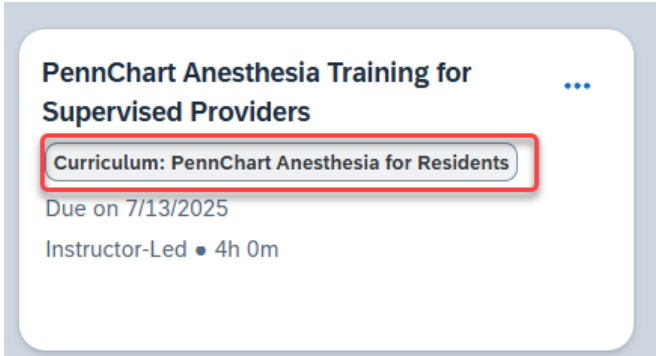
Enrolled: 2

Waitlisted: 0

Open Seats: 43

Status: **Active**

Agenda				
<input type="checkbox"/>	Title	Primary Location	Primary Instructor	Time Slots
<input type="checkbox"/>	▼ Mon 9/7/2020			
<input type="checkbox"/>	08:00 AM - 04:30 PM No Description	1500 Market West Tower - 9th Floor	JENNIFER MILLMAN	***
<input type="checkbox"/>	▼ Tue 9/8/2020			
<input type="checkbox"/>	08:00 AM - 04:30 PM No Description	1500 Market West Tower - 9th Floor	JENNIFER MILLMAN	***

Curriculum	<p>A curriculum is a collection of one or more items. A curriculum allows administrators to set due dates, specify requirements for retraining, label learning as required, and track compliance. A curriculum appears as a folder underneath the course on the learning plan.</p> 
Assignment Profile	<p>An assignment profile defines a particular group or groups of employees who will be assigned learning. These groups can be defined by a combination of criteria including: job codes, organizations or departments, entities, job families, and more. When groups are defined in this way, learning is <u>automatically</u> assigned or removed when employees are hired or terminated.</p> <p>Assignment profiles may also be defined by Penn ID, although these assignments are static and can only be updated by manually adding or removing Penn IDs.</p>
Libraries	<p>Learners are assigned libraries based on their entity affiliations. Learners can only search for and enroll in courses that are in their library. At Penn Medicine, most courses appear in UPHS library. There is also a library only for Lancaster General Health courses (UPHS_LGH) and a library for items that are being tested (TEST).</p>